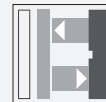




Background suppression sensor SBL-8-H-900-IR/32/59/65b/73



- Background suppression sensor for roller conveyors
- For installation between the rollers on a roller conveyor
- Very small black-white difference
- Adjustable detection range

Congested track scanner, background suppression sensor, 900 mm adjustable detection range, infrared light, dark on, 1 PNP output, M12 plug

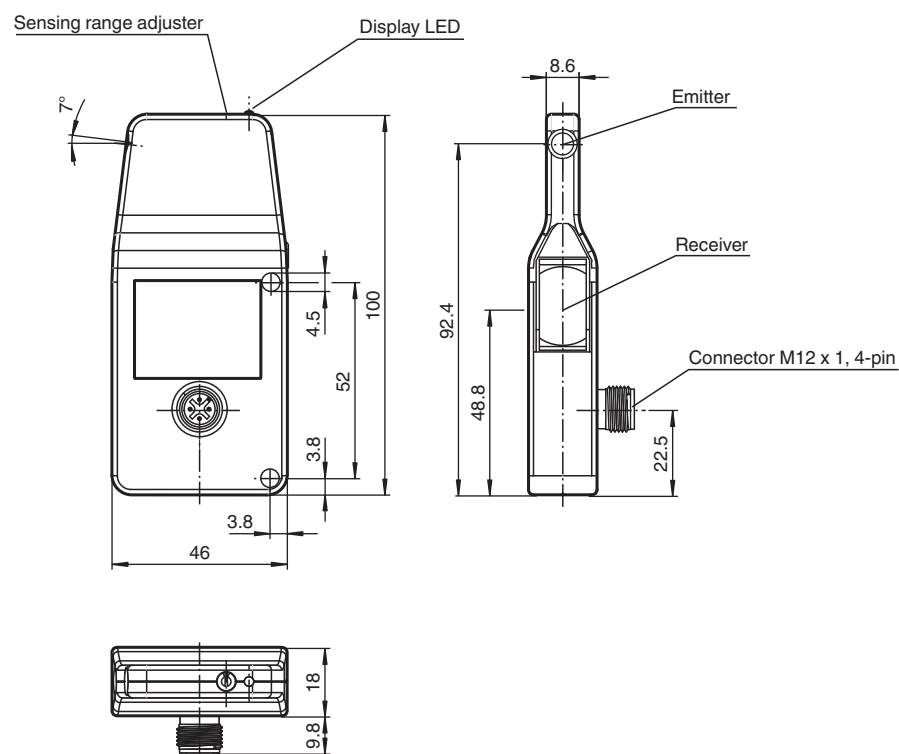


Function

Sensors of the SBL series are used to easily control material flow on roller conveyors in material handling and other branches. The SBL series is a precise background suppression sensor according to the 3 element method. The sensor features superior background suppression and a very good ambient light immunity.

Material and transport container of all colors and opacities are reliably detected. The special design allows the sensor to be mounted between the rollers of a roller conveyor or any other conveying unit. Mounting between the rollers is easy and protects the sensor.

Dimensions



Technical Data

General specifications		
Detection range		40 ... 900 mm
Detection range min.		40 ... 340 mm
Detection range max.		40 ... 900 mm
Adjustment range		340 ... 900 mm
Reference target		standard white 200 mm x 200 mm
Light source		IRED
Light type		modulated infrared light , 880 nm
Black-white difference (6 %/90 %)		< 10 %
Diameter of the light spot		approx. 60 mm at detection range 900 mm
Ambient light limit		continuous light 30000 Lux , Fluorescent lamp 5000 Lux
Functional safety related parameters		
MTTF _d		1100 a
Mission Time (T _M)		20 a
Diagnostic Coverage (DC)		0 %
Indicators/operating means		
Function indicator		LED yellow: lights when object is detected
Control elements		Sensing range adjuster
Electrical specifications		
Operating voltage	U _B	24 VDC -20% +10%
Ripple		max. 10 %
No-load supply current	I ₀	max. 20 mA

Release date: 2023-03-28 Date of issue: 2023-03-28 Filename: 223820_eng.pdf

Technical Data

Output

Switching type	dark-on
Signal output	1 PNP, short-circuit protected, reverse polarity protected
Switching voltage	max. 30 V DC
Switching current	max. 200 mA
Switching frequency	f 100 Hz
Response time	5 ms

Conformity

Product standard	EN 60947-5-2
------------------	--------------

Compliance with standards and directives

Standard conformity	
Shock and impact resistance	IEC / EN 60068. half-sine, 40 g in each X, Y and Z directions
Vibration resistance	IEC / EN 60068-2-6. Sinus. 10 -1000 Hz, 10 g in each X, Y and Z directions

Approvals and certificates

UL approval	cULus Listed, Class 2 Power Source, Type 1 enclosure
CCC approval	CCC approval / marking not required for products rated ≤36 V

Ambient conditions

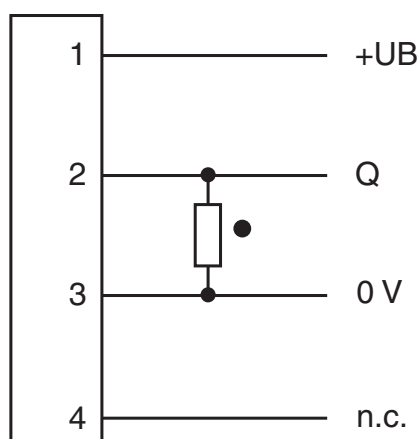
Ambient temperature	-20 ... 50 °C (-4 ... 122 °F)
Storage temperature	-30 ... 60 °C (-22 ... 140 °F)

Mechanical specifications

Housing width	18 mm
Housing height	100 mm
Housing depth	46 mm
Degree of protection	IP65
Connection	4-pin, M12 x 1 connector
Material	
Housing	plastic
Optical face	plastic lens
Mass	approx. 50 g

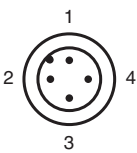
Connection Assignment

SBL-8-H



○ = Light on
● = Dark on

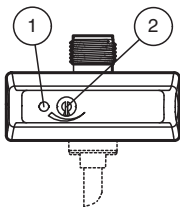
Connection Assignment



Wire colors in accordance with EN 60947-5-2

1	BN	(brown)
2	WH	(white)
3	BU	(blue)
4	BK	(black)

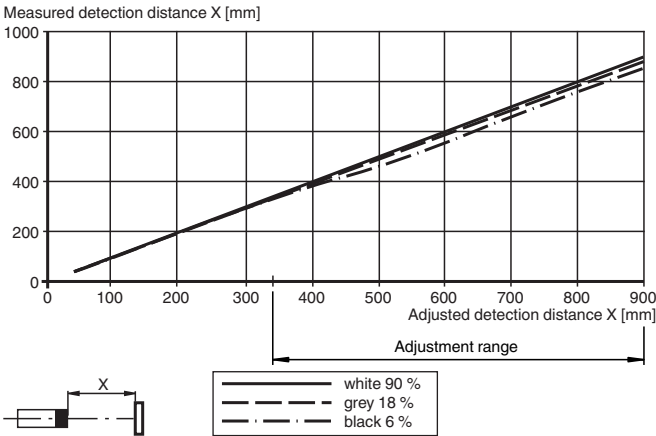
Assembly



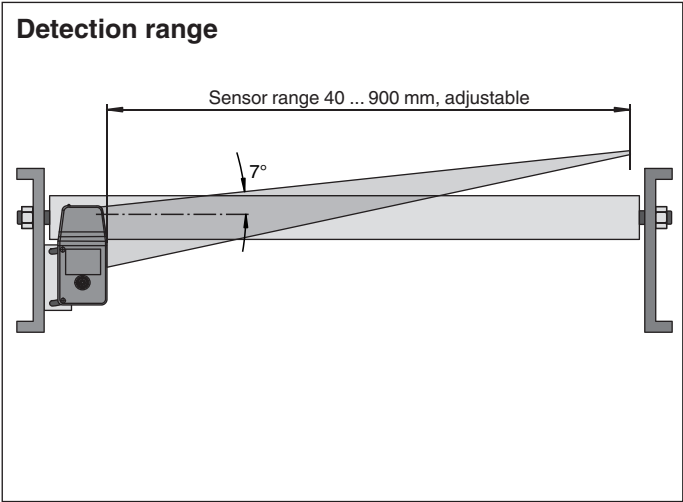
1	Signal display	yellow
2	Sensing range adjuster	

Characteristic Curve






Difference in detection distance



Characteristic Curve



Accessories

	OMH-SBL-01	Mounting bracket for sensors of SBL series
	V1-G-2M-PVC	Female cordset single-ended M12 straight A-coded, 4-pin, PVC cable grey
	V1-G-5M-PVC	Female cordset single-ended M12 straight A-coded, 4-pin, PVC cable grey
	V1-W-2M-PUR	Female cordset single-ended M12 angled A-coded, 4-pin, PUR cable grey
	V1-W-5M-PUR	Female cordset single-ended M12 angled A-coded, 4-pin, PUR cable grey

Release date: 2023-03-28 Date of issue: 2023-03-28 Filename: 223820_eng.pdf

System Description

Options:

Sensors with the **version -V** are equipped with a solenoid valve and can directly control a 3/2 way pneumatic actuator, without any-interaction of an external system controlling unit (PLC). As soon as conveyed goods are detected, the diffuse mode sensor gives an electrical-signal to the pneumatic solenoid valve, which is then activated.

Sensors with the control logic **option -SL-(V)** allows up to 50 diffuse mode sensors to be connected-to each other (data and power), depending on the current consumption of sensor and solenoid valve. An additional supply power and data bus cable is used to interconnect the sensors with control logic option -SL. All necessary functions for controlling the material flow of conveyed goods are supported, such as: single feed, single release, slug release, external motor and solenoid valve control. It is also possible to energize the valves of all sensors included in the cascade by slug release (VT). To do this, apply the positive supply voltage (+UB) on the input VT of the first sensor.

Sensors with timing **function -Z** features the adjustment of the ON- and OFF delay of the output independently. This optimizes control of the solenoid valve. A zero pressure accumulation of the conveyed goods can be realized with application of time ON- and OFF delay of the output. The ON- and OFF delay to control the switching of the solenoid valve may be adjusted between 0 and 2 seconds.

Additional power supply between every 20 to 25 sensors can be realized by the use of the power in feed junction V1S-TEE-V1/V1S in combination with a cable V1-G-...-PVC. This features to practically connect any number of SBL sensors in series. Attention should be paid to the maximum rated current of the cable and the connectors which usually is max. I = 4 A. For more details on the maximum rated current of single components, please refer to our datasheet values. For the electrical supply of the sensors the country specific standards have to be considered.

Accessories

Note:

Use a screwdriver to adjust the sensing range. We strongly recommend to use the screwdriver given in the accessories section.